



# UNITED DRILLING TOOLS LTD.

CIN : L29199DL 1985 PLCO 15796

**OIL DRILLING EQUIPMENT MANUFACTURING AND SERVICES**

**(AN ISO 9001 & API APPROVED CERTIFIED COMPANY)**

**(INCLUDING ISO 14001:2004 & OHSAS 18001:2007)**

Phones : +91-0120-4842400

2462673, 4221777

Fax No. : +91-0120-2462675

**USE PREFIX FOR CALLING -**

**From Out side Country - 91-120**

**From Out side State - 0120**

**From New Delhi - 0120**

**Please Reply to Head Office**

A-22, Phase-II, Noida-201305

Distt. Gautam Budh Nagar ,

Uttar Pradesh, India

E-mail : enquiry@udttd.com

Website : www.udttd.com

**Date: 15.10.2015**

**To,**

The Manager

Listing Compliance Department

**Bombay Stock Exchange Ltd.,**

P. J. Towers, Dalal Street,

Mumbai-400 001

**Sub: Shareholding Pattern for the quarter ended 30.09.2015**


**Dear Sirs,**

In pursuant to clause 35 of the Listing Agreement, we are sending herewith Shareholding Pattern of the Company for the quarter ended 30.09.2015.

This is for your kind information and record please.

**For and on Behalf of  
United Drilling Tools Limited**

**P. K. Ojha  
Company Secretary  
Encl. as above.**




**Introductory sub-table (I)(a)**

<b>Name of the Company: United Drilling Tools Limited</b>			
<b>Scrip Code, Name of the scrip, class of security: 522014, Equity Share,</b>			
<b>Quarter ended: 30.09.2015</b>			
<b>Partly paid-up shares:-</b>	<b>No. of partly paid-up shares</b>	<b>As a % of total no. of partly paid-up shares</b>	<b>As a % of total no. of shares of the company</b>
Held by promoter/promoter group	0	0	0
Held by public	97,355	100	0.951809435
<b>Total</b>	<b>97355</b>	<b>100</b>	<b>0.951809435</b>
<b>Outstanding convertible securities:-</b>	<b>No. of outstanding securities</b>	<b>As a % of total no. of outstanding convertible securities</b>	<b>As a % of total no. of shares of the company, assuming full conversion of the convertible securities</b>
Held by promoter/promoter group	0	0	0
Held by public	0	0	0
<b>Total</b>	<b>0</b>	<b>0</b>	<b>0</b>
<b>Warrants:-</b>	<b>No. of warrants</b>	<b>As a % of total no. of warrants</b>	<b>As a % of total no. of shares of the company, assuming full conversion of warrants</b>
Held by promoter/promoter group	0	0	0
Held by public	0	0	0
<b>Total</b>	<b>0</b>	<b>0</b>	<b>0</b>
<b>Total paid-up capital of the company, assuming full conversion of warrants and convertible securities</b>			
			<b>10228413</b>




**Statement Showing Shareholding Pattern**

Category code	Category of Shareholder	Table (I)(a)						Shares Pledged or otherwise encumbered
		Number of Shareholders	Total number of shares	Number of shares held in dematerialized form	Total shareholding as a percentage of total number of shares	Number of shares	As a percentage	
		(III)	(IV)	(V)	(VI)	(VII)	(VIII)	(IX) = (VIII)/(IV)*100
	(II)							
(A)	<b>Shareholding of Promoter and Promoter Group<sup>2</sup></b>							
I	<b>Indian</b>							
(a)	Individuals/ Hindu Undivided Family	4	7568505	7567505	74.00	74.00	0	0.00
(b)	Central Government/ State Government(s)	0	0	0	0.00	0.00	0	0.00
(c)	Bodies Corporate	0	0	0	0.00	0.00	0	0.00
(d)	Financial Institutions/ Banks	0	0	0	0.00	0.00	0	0.00
(e)	Any Others(Specify)	0	0	0	0.00	0.00	0	0.00
(e-i)								
(e-ii)								
	<b>Sub Total(A)(I)</b>	<b>4</b>	<b>7568505</b>	<b>7567505</b>	<b>73.99</b>	<b>73.99</b>	<b>0</b>	<b>0.00</b>
2	<b>Foreign</b>							
a	Individuals (Non-Residents Individuals/ Foreign Individuals)	0	0	0	0.00	0.00	0	0.00
b	Bodies Corporate	0	0	0	0.00	0.00	0	0.00
c	Institutions	0	0	0	0.00	0.00	0	0.00
d	<b>Qualified Foreign Investor</b>	0	0	0	0.00	0.00	0	0.00
e	Any Others(Specify)	0	0	0	0.00	0.00	0	0.00
e-i								
e-ii								




		0	0	0	0	0.00	0	0.00	0	0.00
	<b>Sub Total(A)(2)</b>									
	<b>Total Shareholding of Promoter and</b>	<b>4</b>	<b>7568505</b>	<b>7567505</b>	<b>73.99</b>	<b>73.99</b>	<b>0</b>	<b>73.99</b>	<b>0</b>	<b>0.00</b>
	<b>Public shareholding</b>									
	<b>I Institutions</b>									
(a)	Mutual Funds/ UTI	0	0	0	0.00	0.00	0	0.00	0	0.00
(b)	Financial Institutions / Banks	0	0	0	0.00	0.00	0	0.00	0	0.00
(c)	Central Government/ State Government(s)	0	0	0	0.00	0.00	0	0.00	0	0.00
(d)	Venture Capital Funds	0	0	0	0.00	0.00	0	0.00	0	0.00
(e)	Insurance Companies	0	0	0	0.00	0.00	0	0.00	0	0.00
(f)	Foreign Institutional Investors	0	0	0	0.00	0.00	0	0.00	0	0.00
(g)	Foreign Venture Capital Investors	0	0	0	0.00	0.00	0	0.00	0	0.00
(h)	Qualified Foreign Investor	0	0	0	0.00	0.00	0	0.00	0	0.00
(i)	Any Other (specify)	0	0	0	0.00	0.00	0	0.00	0	0.00
(i-ii)										
(i-ii)										
	<b>Sub-Total (B)(1)</b>	<b>0</b>	<b>0</b>	<b>0</b>	<b>0.00</b>	<b>0.00</b>	<b>0</b>	<b>0.00</b>	<b>0</b>	<b>0.00</b>
	<b>B 2 Non-institutions</b>									
(a)	Bodies Corporate	76	1362841	46602	13.32	13.32	0	13.32	0	0.00
(b)	Individuals									
	Individuals -i. Individual shareholders holding nominal share capital up to Rs 1 lakh	5477	1259304	334848	12.31	12.31	0	12.31	0	0.00
	ii. Individual shareholders holding nominal share capital in excess of Rs. 1 lakh.	1	14760	14760	0.14	0.14	0	0.14	0	0.00
(c)	Qualified Foreign Investor	0			0.00	0.00	0	0.00	0	0.00
(d)	Any Other (specify)	0			0.00	0.00	0	0.00	0	0.00
(d-i)	Non Resident Indian (non repatriable-3+5 repatriable)	38	22603	6003	0.22	0.22	0	0.22	0	0.00
(d-ii)	Trust	1	400	400	0.00	0.00	0	0.00	0	0.00
	<b>Sub-Total (B)(2)</b>	<b>5593</b>	<b>2659908</b>	<b>402613</b>	<b>26.01</b>	<b>26.01</b>	<b>0</b>	<b>26.01</b>	<b>0</b>	<b>0.00</b>



(B)	Total Public Shareholding (B)= (B)(1)+(B)(2)	5593	2659908	402613	26.01	26.01	0	0.00
	TOTAL (A)+(B)	5597	10228413	7970118	100.00	100.00	0	0.00
(C)	Shares held by Custodians and against which Depository Receipts have been issued							
1	Promoter and Promoter Group	0	0	0	0.00	0.00	0	0.00
2	Public	0	0	0	0.00	0.00	0	0
	Sub-Total (C)	0	0	0	0	0	0	0
	GRAND TOTAL (A)+(B)+(C)	5597	10228413	7970118	100.00	100.00	0	0.00




Notes



(1)(b) Statement showing holding of securities (including shares, warrants, convertible securities) of persons belonging to the category "Promoter and Promoter Group"

Sr. No.	Name of the shareholder	Details of Shares held		Encumbered shares (*)		Details of warrants		Details of convertible securities		Total Shares (including underlying shares assuming full conversion of warrants and convertible securities) as a % of diluted share capital	
		Number of shares held	As a % of grand total (A)+(B)+(C)	No.	As a percentage (V)=(VI)/(III)*100	As a % of grand total (A)+(B)+(C) of sub-clause (D)(a)	Number of warrants held	As a % total number of warrants of the same class	Number of convertible securities held		As a % total number of convertible securities of the same class
(i)	(ii)	(iii)	(iv)	(v)	(vi)	(vii)	(viii)	(ix)	(x)	(xi)	(xii)
1	Kanal Gupta	384105	3.76		0.00	0.00		0	0	0	
2	Pramod K. Gupta	7181900	70.22		0.00	0.00		0	0	0	
3	Mrs. Prabha Gupta	1500	0.01		0.00	0.00		0	0	0	
4	Mrs. Neha Gupta	1000	0.01		0.00	0.00		0	0	0	
5			0.00		0.00	0.00		0	0	0	
6			0.00		0.00	0.00		0	0	0	
7			0.00		0.00	0.00		0	0	0	
8			0.00		0.00	0.00		0	0	0	
9			0.00		0.00	0.00		0	0	0	
10			0.00		0.00	0.00		0	0	0	
11			0.00		0.00	0.00		0	0	0	
<b>TOTAL</b>		<b>7568505</b>	<b>73.99</b>	<b>0</b>	<b>0.00</b>	<b>0.00</b>	<b>0</b>	<b>0</b>	<b>0</b>	<b>0</b>	<b>0</b>

(\*) The term "encumbrance" has the same meaning as assigned to it in regulation 28(3) of the SAST Regulations, 2011



**(D)(c)(i) Statement showing holding of securities (including shares, warrants, convertible securities) of persons belonging to the category "Public" and holding more than 1% of the total number of shares**

Sr. No.	Number of shares held	Shares as a percentage of total number of shares i.e., Grand Total (A)+(B)+(C) indicated in Statement at para (D)(a) above	Details of warrants		Details of convertible securities		Total shares (including underlying shares assuming full conversion of warrants and convertible securities) as a % of diluted share capital
			Number of warrants held	As a % total number of warrants of the same class	Number of convertible securities held	% w.r.t total number of convertible securities of the same class	
1	Cairn Oil solution Pvt. Ltd. 1308889	12.80	0	0	0	0	0
2							
3							
4							
5							
6							
7							
8							
9							
10							
<b>TOTAL</b>	<b>1308889</b>	<b>12.80</b>	<b>0</b>	<b>0</b>	<b>0</b>	<b>0</b>	<b>0</b>






**(D)(c)(ii) Statement showing holding of securities (including shares, warrants, convertible securities) of persons (together with PAC) belonging to the category "Public" and holding more than 5% of the total number of shares of the company**

Sr. No.	Name(s) of the shareholder(s) and the Persons Acting in Concert (PAC) with them	Number of shares	Shares as a percentage of total number of shares {i.e., Grand Total (A)+(B)+(C) indicated in Statement at para (D)(a) above}	Details of warrants		Details of convertible securities		Total shares (including underlying shares assuming full conversion of warrants and convertible securities) as a % of diluted share capital
				Number of warrants	As a % total number of warrants of the same class	Number of convertible securities held	% w.r.t total number of convertible securities of the same class	
1	Cairn Oil Solution Pvt. Ltd	1308889	12.80	0	0	0	0	0
2								
3								
4								
5								
6								
7								
8								
9								
10								
<b>TOTAL</b>		<b>1308889</b>	<b>12.80</b>	<b>0</b>	<b>0</b>	<b>0</b>	<b>0</b>	<b>0</b>



**(D)(d) Statement showing details of Locked-in shares**

Sr. No.	Name of the shareholder	Number of locked-in shares	Locked-in shares as a percentage of total number of shares {i.e., Grand Total (A)+(B)+(C) indicated in Statement at para (D)(a) above}
1	<b>Pramod Kumar Gupta</b>	816170	7.98
2	<b>Kanal Gupta</b>	43530	0.43
3			
4			
5			
6			
7			
8			
9			
<b>TOTAL</b>		<b>859700</b>	<b>8.41</b>



**(II)(a) Statement showing details of Depository Receipts (DRs).**

Sr. No.	Type of outstanding DR (ADRs, GDRs, SDRs, etc.)	Number of outstanding DRs	Number of shares underlying outstanding DRs	Shares underlying outstanding DRs as a percentage of total number of shares {i.e., Grand Total (A)+(B)+(C) indicated in Statement at para (I)(a) above}
1	NONE	0	0	0.00
2				
3				
4				
5				
6				
7				
8				
9				
<b>TOTAL</b>		<b>0</b>	<b>0</b>	<b>0.00</b>



(II)(b) Statement showing holding of Depository Receipts (DRs), where underlying shares held by "promoter/promoter group" are in excess of 1% of the total number of shares

Sr. No.	Name of the DR Holder	Type of outstanding DR (ADRs, GDRs, SDRs, etc.)	Number of shares underlying outstanding DRs	Shares underlying outstanding DRs as a percentage of total number of shares {i.e., Grand Total (A)+(B)+(C) indicated in Statement at para (I)(a) above}
1	Nil			0.00
2				0.00
3	NONE	NONE	0	0.00
4				
5				
6				
7				
8				
9				
<b>TOTAL</b>			<b>0</b>	<b>0.00</b>

